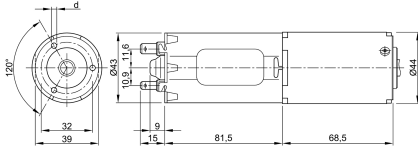


Design Data	
Commutation	Brushed
Direction of rotation	Bi-directional
Bearing type	A:Sleeve - B:Sleeve

### 0231 A



Performance data		
Rated voltage [V]	$U_N$	24
Nominal torque [Nm]	$M_N$	4.00
No-load speed [ $\text{min}^{-1}$ ]	$n_0$	210.0
Nominal power [W]	$P_N$	72.0
Nominal current [A]	$I_N$	7.0
Nominal force [kN]	$F_N$	0.00
Duty cycle		s3

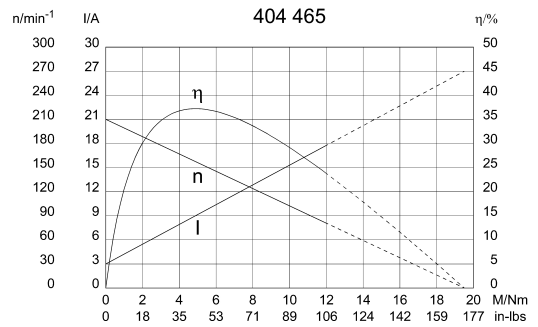
Sensor data	
Pulses	0
Output channels	0

Other data	
Gear ratio	39.7/1
Gear wheel material	plastic
Suppression components	7,5 $\mu$ H, 1nF
Enclosure class	IP30
Weight [kg]	0.630

Remarks: d = 3,3mm, for selftapping screw 4mm (shape Remform)

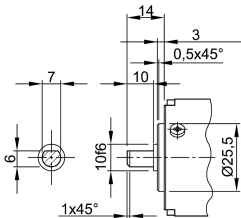
### Characteristic curves

### Motor picture

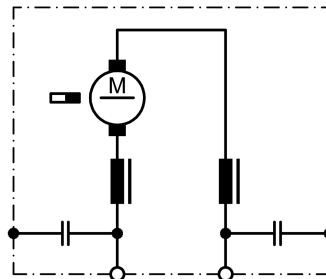


### Output shaft drawing (W), Wiring diagrams (S) and Connector layout (K)

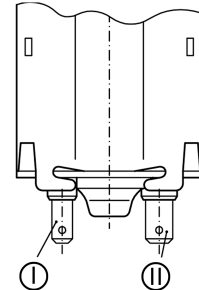
#### W 268



#### S 30



#### K 117



I Blade terminal ends 4,8 x 0,8 DIN 46 244  
 II Blade terminal ends 6,3 x 0,8 DIN 46 244